



Bits 'N' Bytes

May 2010

Website: <http://www.sccc.org.au>

Email: sccc@sccc.org.au

Info Line: 0754921005

The Official Magazine of the Sunshine Coast Computer Club Inc.

What's in this month's edition...

| | |
|--|----|
| From The Editor - Heather Atkinson | 2 |
| Raffles | 2 |
| Treasurer's Report | 3 |
| Minutes of the General Meeting | 3 |
| The \$10,000 Question - Progress on members suggestions by President Peter Daley | 4 |
| Gimp Colouring Tutorial by Heather Atkinson | 5 |
| XP AntiSpyware 2010 Warning by Bill Maxwell | 6 |
| I want to talk about aluminium foil and plastic wrap | 6 |
| Competitions by Heather Atkinson | 7 |
| Data, Data Everywhere but Where the Blankitty blank is it? by David Wallis | 8 |
| Installing Husband 1.0 submitted by Denise King | 9 |
| Open Office Tips by Jean Lear | 10 |
| Bits and Pieces | 11 |
| Find Your Membership Number | 12 |
| Corporate Members | 13 |
| Welfare Officer | 13 |
| Classified Ads | 14 |
| CDs Available from SCCC Inc | 15 |
| Surf Watch - Members Web Sites...Submit Yours | 15 |
| Club Intranet | 15 |
| Your Committee | 15 |
| SCCC Membership Application/Renewal Form | 16 |

What's On.....General Meeting Wednesday 5 May at Buderim

| | |
|---|--|
| Technology Education Centres | <ul style="list-style-type: none"> • Get hands on help with all your technology problems. • Tutorials are presented during each session. • Internet and intranet access is available. <p>Windows, Linux and Apple Mac operating systems are supported.</p> |
| Caloundra | <p>Every Saturday between 9.00 am and 1 pm Caloundra Youth hall, Queen Street Caloundra, (opposite High School).</p> |
| Buderim | <p>Every Wednesday between 9.30 am and 12.00 noon, Good Life Centre, 100 Buderim Pines Drive, Buderim.</p> |
| Yandina | <p>3rd Wednesday of the month between 1.30 pm and 4.00 pm., RSL Hall, North Street, Yandina</p> |
| <p>Notice about SCCC Monthly General Meetings</p> <p>Commencing in May 2010 the SCCC Monthly Meetings will alternate between the Caloundra and Buderim venues. In Caloundra the meeting will be on the first Saturday of the month and in Buderim the meeting will be on the first Wednesday of the alternate month.</p> <p>The first SCCC Monthly Meeting at Buderim will be on Wednesday 5 May 2010 at 11.00 am.</p> | |

From The Editor - Heather Atkinson

Bits'N'Bytes is produced monthly from February to December each year.

Contributions for the newsletter are always welcome. Please send copy for the next issue to reach the editor as early as possible after the monthly meeting or by the deadline: 28 May 2010. Preferably Email:editor@sccc.org.au or Snail Mail: The Editor PO Box 549, Mooloolaba, Qld 4557.

This magazine is created with OpenOffice and produced in printed form and also electronically in PDF format.

Copyright - material in this newsletter may be copied in other publications provided that copyright rests with the Sunshine Coast Computer Club Inc., This permission is on condition that reference is made to SCCC (with original published date) in the reprinted item.

Liability - Although articles in this newsletter are checked for content, no warranty can be given for any loss resulting from the use of material in the newsletter. Articles and advertisements are printed in good faith and views and opinions are not necessarily those held by the club.

SCCC Privacy Statement - In joining the Sunshine Coast Computer Club please note that it is a club operated by volunteer members and operating within the community involving many activities relating to meetings, instructional and social functions for members and at times visitors.

This requires the keeping of a member data base and the publication of the names of new members. The Club guards the member data base as best as possible and does not publish member's addresses nor telephone numbers unless authorised.

At times photographs are taken at meetings and functions and are sometimes published. Should you have any problems relating to your personal privacy which arises or is likely to arise, it is your duty and responsibility to advise the Club secretary in writing of the circumstances and requirements.

What's on Bulletin - What's On Bulletins are sent once a week, generally on a Monday afternoon, to all members who have provided the Club with their email address. These bulletins give details of up-coming tutorials and topics to be covered at the various meeting venues. You will also find items of interest and club announcements in these bulletins.

Membership Cards for Collection - Membership cards for those members who joined or renewed membership for the month ending 20 January 2010 are available for collection at Caloundra and Buderim meetings. Cards that have not been collected in the previous twelve months are also available.

Note - Membership cards show the next renewal date of membership.

Raffles

Congratulation to Judy Sheeran who won the WD TV Live which was drawn at the Buderim Meeting on Wednesday 21 April 2010 using the Random Number Generator. The winning ticket was number 229.

Thank you to the members who supported this raffle and the door persons who sold tickets to members.

The next SCCC Raffle will be drawn at the Caloundra Meeting on Saturday 22 May 2010.

Win a \$200 Gift Voucher

The first prize is a two hundred dollar gift voucher. Hand the Voucher back to the Club and receive two hundred dollars to spend on whatever you like.

Tickets are only one dollar each and are available at all meetings.



Treasurer's Report
Income and Expenditure
21 March 2010 - 20 April 2010

| | |
|--------------------------------|-----------------------|
| Income | |
| Donation | .91 |
| Fundraising | 291.81 |
| Interest | 20.08 |
| Meetings | 2167.28 |
| Membership fees | 2938.33 |
| Sales | <u>50.00</u> |
| Total Income | <u>5468.41</u> |
| Expense | |
| Administration | 600.00 |
| Hall Hire | 1122.82 |
| Internet Service Provider | 245.27 |
| Office Supplies | 29.89 |
| Postage | 104.65 |
| Printing/Stationery | 400.00 |
| Refreshments and Entertainment | 473.57 |
| Repairs and Replacements* | 2755.77 |
| Travel re-reimbursement | <u>106.55</u> |
| Total Expense | <u>5838.52</u> |
| Net Income | <u>-370.11</u> |

* 5 New Laptops

Minutes of the General Meeting
Held at Caloundra Community Youth Hall
3 April 2010

Meeting: Commenced 11.00 am

Apologies: None

Minutes of Previous Meeting: No Business arising from the previous minutes,

Motion proposed by Ray White, that the previous months minutes be accepted was Seconded by Lyn Wilson CARRIED

New Members: Mona Davenport, Jill De Hayr, Tricia Mulholland, Chris Pemberton, Clarice Thew Robin Williams

Treasurers Report: Heather Atkinson presented the Treasurers Report for the period 21/02/10 to 20/03/10. Over this period we received \$4,387 Our expenditure was normal,

most of the money being spent on hall hire, and printing Bits'N'Bytes, We ended up with a profit of \$1,110.67.

A Motion proposed by Heather Atkinson that the Treasurer's Report be Accepted, was Seconded by Ian Smyth. CARRIED

General Business: Peter Daley reminded the members that last month he had announced that we had \$10,000 to spend, and suggested members nominate local charities or other ways of using the money. We received a lot of emails and the general consensus was that the money should be used by the club to improve facilities and services.

A motion was proposed by John Hough that the money be spent on facilities and services for the club, this was seconded by Edith Hill.

A discussion then followed with members suggesting what they felt the money should be spent on.

Peter presented the previous motion to the meeting and asked members to vote, the motion was CARRIED.

Peter said he would present a summary of all that had been suggested, He divided the suggestions into 3 areas, Facilities, Training and Finances. Peter said we now have a good list of facilities that are needed and the committee will be responsible for organising this, and reporting back to the members. We would discuss Training and Finances at future meetings. Jean Lear said she would put all the members suggestions in a special bulletin to be emailed to all members, or sent by snail mail to any members not on the internet..

The Meeting was ended at 11.20am

Marie McGregor (Secretary)

The Road to Enlightenment - The Teachings of Zen

- Don't be irreplaceable. If you can't be replaced, you can't be promoted.
- Always remember you're unique. Just like everyone else.
- Before you criticise someone, you should walk a mile in their shoes. That way, when you criticise them, you're a mile away and you have their shoes.

The \$10,000 Question - Progress on members suggestions

by President Peter Daley

This is a further update to that published in a special club bulletin.

At the April General Meeting an overview of all the submissions provided by club members for use of the money was divided into four categories by the President. The members at the meeting decided how to deal with those categories as follows.

Charities - At the club April General meeting members passed a motion that the money be spend on club services and facilities. So that left three other categories for further consideration.

1. **Facilities** - Members left it to the committee to decide what member suggested facilities items merit purchase. The committee is to report back to the members on those purchases.

2. **Training submissions** - This was left for further discussion amongst members. It is suggested that the members deal with the training suggestions, and options at the May General Meeting.

3. **Finances submissions** - This was left for further discussion amongst members.

The summary below of member submissions makes it clear to members what action has been taken on their suggestions, plus what has been deferred for further discussion, or action.

(A previous club bulletin was sent out where the full members submissions were published.)

Facilities submissions

Suggested facilities to spend the money on were:

Purchase brighter, and clearer data projectors for Caloundra and Buderim.

A new brighter Epson 3,000 lumen data projector has been purchased for use at each of the club centres Buderim, and Caloundra.

Purchase another Apple Mac computer for Caloundra and Buderim.

An Apple Ipad to be purchased for Caloundra and Buderim. They should be available soon. May be more discussion on the merits of this purchase.

Purchase a new quality camera and video camera

The club already has these items, and they have not been used very much. The Committee felt there was not enough use to warrant purchasing

a new camera, and video camera at this stage.

Purchase large LCD TVs or Monitors for setting up on the fly mini tutorials for two or more people at the club help centres.

One new large monitors has been purchased and is now in use at Buderim, plus two large pull up screens for use with data projectors are now in use at Caloundra, for on the fly mini tutorials on Linux, Windows and Apple. The opinion was that Buderim did not have enough space to use the larger screens so the large monitor was purchased instead for use in the mini tutorial areas at Buderim.

Replace the 22 club tables at Caloundra with lighter plastic tables.

The old particle board tables at Caloundra have now been replaced, and the new larger, lighter plastic tables are in service.

Upgrade the sound system at Buderim

Being looked at to decide which is the best way to do this.

Upgrade the wireless routers at Caloundra and Buderim to cope with more computer traffic.

This is being looked at to decide which is the best way to do this. At my suggestion Heather Atkinson is experimenting using multiple 3G wireless dongle routers to spread the load at Buderim, plus we are also researching what higher bandwidth ADSL wireless routers are available that may be suitable.

Large white board to post requests for problem solving.

Problem call, and suggestion forms are now available for use at club venues. Please indicated which operating system you problem relates to on the problem call form. The Committee felt this was a better way to get members problems, and suggestions dealt with.

More fans for the Caloundra hall for use in summer.

This is being researched to decide which is the best way to go.

More books for the club library.

Jean Lear, who looks after the club library will decide if more books are needed on any particular subject, based on requests by members.

Continued on Page 13

Gimp Colouring Tutorial by Heather Atkinson

GIMP makes colouring in really easy. Just fill your Bucket Fill tool with the colour of your choice, point to an area of your image and click. It is that easy! You will find in the following article some techniques to refine the basics.

Changing Background Colour

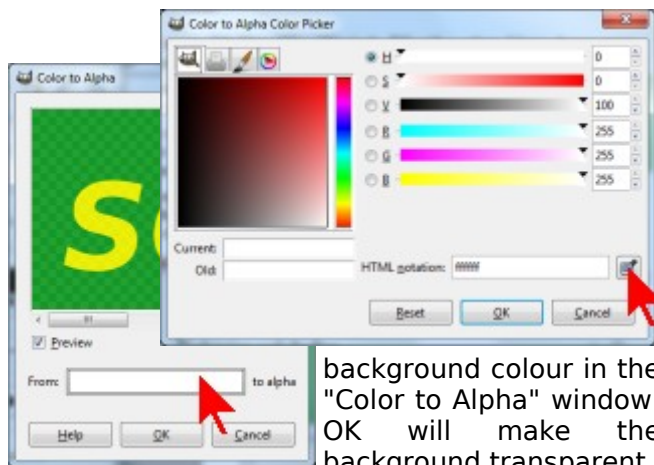
Start by creating a new image. File/New 400 x 250 pixels. Fill with a colour. I have chosen green. Select Text tool and type some text in a contrasting colour. Layer/Merge Down



Use the Fuzzy Select tool and Zoom in. To zoom in use the plus (+) sign on your keyboard. To zoom out use the minus (-) sign.

You will notice that the selection includes some of the existing background colour around the edges of the letters. To avoid this problem you need to use a different technique.

Select/None. From the menu bar select Colors/Color to Alpha. Click on the colour bar in the Color to Alpha window. Another window titled "Color to Alpha Color Picker" will pop up. Select the colour picker and click on the existing



background colour in the "Color to Alpha" window. OK will make the background transparent.

Create a new layer and drag it under the text layer. Use the Bucket Fill Tool to fill the background with a new background colour or pattern. Merge the layers and save.

Colouring and shading.


Open line drawing image. Create a new layer (Layer Fill Type White) and move it under the line drawing layer.

Change line drawing layer mode from Normal to Multiply.

Add a new transparent layer under line drawing

for each colour you will use. In the case of the bear I have used three layers - one for the body colour, one for the shirt and one for the soles of the feet.

Click on the line drawing layer and Using the Fuzzy Select Tool select the areas you want to fill with the first colour. Move to the colour layer and fill the selected areas. Repeat for other colours.



Add shading with the Brush tool on each of the colour layers by highlighting the layer, selecting the colour and using the Burn mode for shadows and the Dodge mode for highlights. Play with the size of the brush and the opacity to get the right effect. If you want to intensify the effect, go over the same area more than once. Smooth out the whole thing with the Smudge Tool.



Finish off by filling the background colour or texture. Colorise to suit. Merge all layers and save.

Colour on a Greyscale Image



Open your image and change it to greyscale by selecting from the menu bar "Colors/Desaturate".

You will be using the eraser in this exercise. To make sure the eraser reveals the next layer and not the background colour select Layer/Transparency/Add Alpha Channel.

Create as many duplicate layers as you need for different colours. Layer/Duplicate Layer. It is a good idea to rename the layers to help you keep track of your changes. Right click on the layer and select "Edit Layer Attributes". On each layer, use the select tool and Colors/Colorise to change areas. Erase areas not required.

This technique would work well to colour the ribbons on that old black and white photo of Grandfather wearing his medals.

XP AntiSpyware 2010 Warning by Bill Maxwell

XP AntiSpyware 2010 also known as **XP AntiSpyware**, **XP Antivirus Pro** and **XP Antivirus Pro 2010** and quite a few more, are names of one program, which is a rogue antispyware application. It is promoted and installed with the help of trojans. When the trojan is started, it will download and install XP AntiSpyware 2010 (XP Antivirus Pro 2010) onto your computer.

During installation, XP AntiSpyware 2010 (XP Antivirus Pro 2010) will configure itself to run automatically every time when you run any program that have "exe" extension (99% of Windows applications). The rogue also uses this method of running to block the ability to run any programs, including antivirus and antispyware applications.

When XP AntiSpyware 2010 (XP Antivirus Pro 2010) is started, it will perform a system scan and detect a large amount of infections. All of these infections are fake, so you can safely ignore them. What is more, while the rogue is running, it will display various fake security warning and notifications from Windows task bar that have "Spyware infection has been found" or "Tracking software found" header. However, all of these alerts are fake and like false scan results should be ignored.

Last but not least, XP AntiSpyware 2010 (XP Antivirus Pro 2010) will hijack Internet Explorer and Firefox and display fake warnings when you opening a web site.

XP AntiSpyware 2010 (XP Antivirus Pro 2010) is created with one purpose to scare you into thinking that your computer in danger as

method to trick you into purchasing the full version of the program. If your computer is infected with this malware, then most importantly, do not purchase it! Remove the rogue from your computer as soon as possible.

If infected with this malware, you will not be able to connect to the internet. You will have to have a second computer to download the software required to remove this pest.

I have security software installed! HOW DID I GET INFECTED?

Anti-Virus / Anti-Spyware programs are of NO PROTECTION if you decided to click on links that generate malicious code or download and run questionable files. The user's interactions can usually override the installed protection.

The most common ways to come in contact with this infection include maliciously coded Web sites that popup a warning message that you are infected, e-mail messages that trick folks into clicking on a link, Web sites that claim you need to download software in order to see a posted video and links or downloads that are spread through social networking sites such as MySpace and Facebook as well as all of the Instant Messaging systems.

Getting rid of the code once it has infected your system can be very involved and is different for the various versions of the infections, so don't attempt this without help if you are a novice.

Contact me for assistance in removing this program if you get infected.

I want to talk about aluminium foil and plastic wrap.

You know...when you try to pull some foil or plastic wrap out and the whole roll comes out of the box. Then you have to put the roll back in the box and start all over again. The plastic wrap is worse than the alfoil because it always folds over on itself and sticks together!!!!

So frustrating and such a waste of the product and time. You know what I am talking about!

Well, did you know that on each end of the box of aluminium foil or plastic wrap, generic or not, it will say something like "Press here to lock tab". Press them both and you will never have the roll of foil or plastic wrap popping out of the box again.

Go ahead, go to the kitchen and check. If you're like me, and most likely the majority of others, your first thought will be, "How come no one ever told me about this before and why is it I never noticed until now!" The next thing you'll do is 'press the tabs' to test it. And then you will tell everyone who will listen about your wonderful discovery.

Competitions by Heather Atkinson

It is competition time and as a member of ASCCA, the Sunshine coast Computer Club is invited to participate in these competitions.

Win trip to Canada and a Canon Camera

About Seniors website is giving ASCCA members the opportunity to win a trip for two to Canada, and a Canon PowerShot G11 camera, total value \$12,000. Runners up will win one of five Canon PowerShot SX120 cameras with black leather cases, valued at \$389 each.

To enter, all you **2356** need to do is visit the About Seniors website and tell them what Canada means to you and upload an image, either from Canada, or one you have taken locally that depicts the emotion Canada stirs!

The website you need to visit enter is http://www.aboutseniors.com.au/index.php/articles/category/win_a_12000_trip_to_canada_for_two

The 2010 ASCCA Competitions were announced on 23 April 2010.

Do you fancy yourself a bit of a photographer, a writer, a poet? You could do yourself and your club proud.

The Sunshine Coast Computer Club Inc. is a member of the Australian Seniors Computer Clubs Association (ASCCA).

Each year ASCCA runs competitions for member clubs to showcase their skills with digital photography, websites, newsletters and creative writing.

The **2009 Competition** attracted several entries from SCCC members. We were very proud when our member, Mary de Hayr, who submitted two photographs in the digital photography section of the competition, won first place in the non enhanced landscape category with her photo "Sunset in Arizona" and third place in the non enhanced general category with her photo "Broad-billed Hummingbird".

The 2010 Competition Guidelines for all the categories were announced on 23rd April.

Monday 30 August 2010 is the lodgement deadline for entries in all categories.

Photo Story Competition

Programs such as Photo Story and/or MovieMaker software can be used to create your entry. The finalised format must be compatible

with Windows Media Player. You will be able to enter a total of three Photo Stories, but only one in each of the three sections which are "Travel", "Event" and "General". No more than 20 slides can be used in your photo story and the running time must not exceed three minutes. Any music used must be copyright free or have a signed waiver from the copyright owner, and of course the photos must be taken by you.

Creative Writing Competition

In the Creative Writing Competition you may submit only one entry of a maximum of 1,000 words for each of the three topics in the Story Section and one entry for each of the three topics in the Poetry Section. The topics are, "The Accident", "Compromise" and "Freedom". You may give your stories and poems a unique title, but the topic should be made clear on the entry. Please do this for yourself - you don't need to be an expert or have visions of being published - it is just so rewarding to write.

Digital Photography Competition

In the Digital Photography Competition there are three topics, "Landscape", "People" and "General" and you may enter only one photo for each topic in each of the two Sections which are, "Enhanced" and "Not Enhanced". All photographs submitted must be taken by the entrant on a digital camera since 31 August 2009; and remember to give each photograph a title.

The Website Competition seeks to identify the best website created and published by a Seniors Computer Club and to acknowledge the Webmaster and Club producing that website.

The Club Newsletter Competition will be judged on a newsletter which has been published and distributed to the Club Members since September 2009.

Contact me at editor@sccc.org.au to register your interest. I will send you full terms and conditions and entry form for the category in which you are interested. I will compile and lodge all entries for you.

I know the talent is out there! Let's make the Sunshine Coast Computer Club the best in Australia!

Data, Data Everywhere but Where the Blankitty blank is it? by David Wallis

When I moved from an Amstrad to a No Brand 386 I had to face up to a new problem ... how to handle all that data.

In Amstrad days I had two 5-1/4 floppies. One held the operating system and the other all my data. What didn't fit on the disc ended up in that big black hole.

So with a 20 meg hard drive I had to decide how to store my data. I bought 10 3-1/2 floppies and labelled them DataOne to Data 10. Each week I copied all my data to the floppies and stored them in a shoebox in my bedroom. Next week I did the same thing and also the next so I had 30 floppies in different coloured boxes.

On week four I overwrote the data on the first set and so ad nauseum. Well, sort of. As I became more proficient I used Pkzip to compress the files and then wrote a batch file so all I had to do was change the disc.

Next refinement was to add a second drive (D drive under Windows). I had progressed from Dos 3.1 to Windows and then enter the CD and Burn! Burn! Burn!

All my data was on the D drive which was burnt to a CD once a fortnight. As time passed, I moved to rewritables with three in use. (Today they are DVDs)

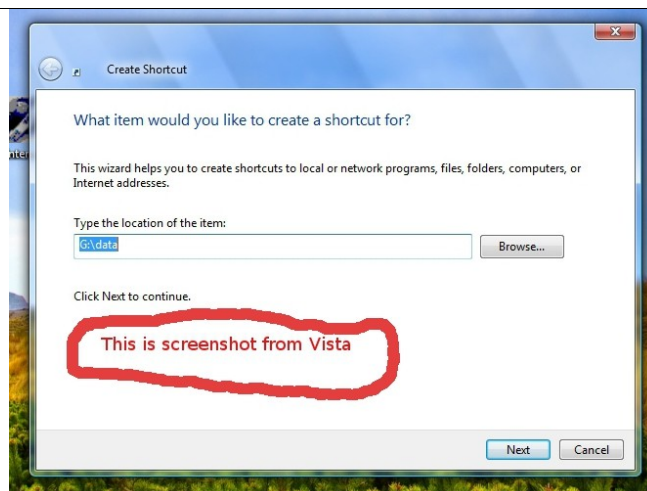
Next, I saw the light and partitioned my C drive for Windows and Linux. Now the common data disc came into its own. I could write a text document in Windows, save it and later edit it in Linux. The same with pictures (Gimp is common), spreadsheets.

The one thing I draw the line at is WWW. As far as I am concerned, I do not use Windows on the net at all ... too many nasties.

I have progressed from that 386 through several "box" changes to be running 2g memory and two 150g hard drives.

On both Linux and Windows desktops I have similar data icons which take me to the D drive in Windows speak. Local Disc when it comes to Linux.

I keep my Windows icons in a folder called icons which is a sub-folder of Data. Linux "icons" live in a sub-folder called Mystuff.



If you have a dual boot system, pick a suitable image from /usr/share/icons/hicolor/48x48/ and save it to Adownloads. Next start the Gimp and open that image from Adownloads. I'm sure you made a note of the name. Now use the save as command and change the extension to ico. You will now have two identical graphics, one in Linux format, the other Windows. If you only have Windows, you can use one of the many icons that live in imageres.dll.

In Windows to create the link to your data disk and the relevant icon, right click on your desktop, click on new>shortcut and follow the prompts. You can change the icon at this stage. Create your own with the Gimp or download from the net ... the choice is endless.

In Linux, right click the desktop then click create new > link to location (URL). Browse to where your data disc is and fill in the details. When the new icon appears on your desktop, right click it and tart it up to your heart's content.

With today's massive drives, you do not need to add a second disc ... It is an easy matter to create a data partition on the end of your C dive.

I am not up to date with the latest Windows version but Vista has its own built in partitioning tool. For earlier versions of Windows and Linux, I find Parted Magic works a treat.

I have helped several users set up a data partition on both single and dual boot systems.

The result has been excellent with no more lost files and where the blankitty blank is it.

Installing Husband 1.0 submitted by Denise King

Dear Tech Support,

Last year I upgraded from Boyfriend 5.0 to Husband 1.0 and noticed a distinct slow down in overall system performance, particularly in the flower and jewellery applications, which operated flawlessly under Boyfriend 5.0.

In addition, Husband 1.0 uninstalled many other valuable programs, such as Romance 9.5 and Personal Attention 6.5, and then installed undesirable programs such as NBA 5.0, NFL 3.0 and Golf Clubs 4.1

Conversation 8.0 no longer runs, and Housecleaning 2.6 simply crashes the system.

Please note that I have tried running Nagging 5.3 to fix these problems, but to no avail.

What can I do?

Signed,

Desperate



Dear Desperate

First, keep in mind, Boyfriend 5.0 is an Entertainment Package, while Husband 1.0 is an operating system.

Please enter command: `ithoughtyoulovedme.html`, try to download Tears 6.2, and do not forget to install the Guilt 3.0 update.

If those applications work as designed, Husband 1.0 should then automatically run the applications Jewellery 2.0 and Flowers 3.5. However, remember, overuse of the above application can cause Husband 1.0 to default to Grumpy Silence 2.5, Happy Hour 7.0, or Beer 6.1.

Please note that Beer 6.1 is a very bad program that will download the Farting and Snoring Loudly Beta.

Whatever you do, DO NOT under any circumstances install Mother-In-Law 1.0 (it runs a virus in the background that will eventually seize control of all your system resources.)

In addition, please do not attempt to reinstall the Boyfriend 5.0-program. This is an unsupported application and will crash Husband 1.0.

In summary, Husband 1.0 is a great program, but it does have limited memory and cannot learn new applications quickly.. You might consider buying additional software to improve memory and performance. We recommend Cooking 3.0 and Hot Lingerie 7.7

Good Luck!

Tech Support



Open Office Tips by Jean Lear

Embed an existing Writer document into another *.odt document (Open Office)

Open the document and insert cursor where you want the link to be -

- Go to Insert | Hyperlink.
- In the left panel, select Document.
- Under Document, click the Open File button (to the right of the Path box).
- Browse to and select the required document.
- Under "Further settings", against Form, select Text or Button.
- Against Text, enter the text to appear as the link.
- Click Apply and Close.

To use the text hyperlink:

- To use, Click the hyperlink text.

Printing Brochures

Printing two-sided brochures in OpenOffice.org Writer

<http://openoffice.blogspot.com/2008/03/printing-two-si.html>

This site is well illustrated with screen shots and the full steps to be taken

Printing tri-fold brochure

<http://openoffice.blogspot.com/bookresources/templates/brochurewithframes.odt>

This site has a template to show how the

brochure is set out and could be saved as a template to your computer.

Deleting Cell contents - Open Office Calc (Spreadsheets)

As with a lot of actions on your computer there are a number of ways to carry out the same thing. One of these is for deleting the contents of a cell or a number of cells in a spreadsheet. Make the Cell you want to delete the contents from 'Active' by inserting the cursor into a cell and left click in the cell. This will put a dark border around the cell and if wanting adjacent cells also to be active, hold down the Shift key and move the cursor over the cells with content to be deleted and click on the last of the cells you want to be included or (holding the shift key down) left click the cursor in each cell.

This will show the range of cells selected by showing all as highlighted. With the cell or cells active, press the Backspace key on the keyboard and this deletes the content without opening a dialog 'Delete Contents'. If the cells with content are not adjacent to each other, hold down the Ctrl (Control) key and left click on each cell with contents to be deleted and then press the Backspace key. This is a saving of steps to delete the contents of the cell/s.

Remember if you change your mind and want to reinstate the contents immediately hold the 'Ctrl' (Control) key down and tap the 'Z' key on the keyboard.



The Road to Enlightenment - The Teachings of Zen

- If at first you don't succeed, skydiving is not for you.
- Give a man a fish and he will eat for a day. Teach him how to fish and he will sit in a boat and drink beer all day.
- If you lend someone \$20 and never see that person again, it was probably worth it.
- Generally speaking, you aren't learning much when your lips are moving.

Bits and Pieces

Everything - www.voidtools.com

How many times do you forget where you have filed a particular document on your computer?

Appropriately named, Everything, this piece of software indexes your computer's files and gives you a lightning-fast search of its contents. Great for those times when you lose documents.

For the Weather Watchers

The Weather Channel provides viewers with Australia's range of weather reports, local weather on demand with Weather Active, but above all, the most up-to-date commentary and analysis from an expert team of Meteorologists and Presenters 24/7. With an all-new studio featuring state-of-the-art virtual set technology and news desk capabilities, The Weather Channel has become a leading voice of meteorological commentary across Australia.

The site is - www.weatherchannel.com.au

Google Searches

Sometimes a search in Google brings just so many results you cannot find just what you were looking for. It is possible to refine your search by using more options. In the line below the Search box that tells how many results have been found on the right end of the line look at the other end of the line for "+ Options". Click on that and a list appears on the left hand side of the page. Here it is possible to refine the search further. There are headings such as - All results (Images, Videos, News, Blogs etc) Any Time (Latest, Past 24 hours, Past week, Past year etc) and other categories. Close the panel down by clicking on "Hide Options".

A Bit of Trivia

The small tables now used for computer desks at Caloundra were purchased in mid 2000, so they have served the Club well for their cost of just over one thousand dollars. They certainly streamline setting up and packing away of equipment.

ABC Radio Nightlife with Tony Delroy is eclectic and companionable talk radio at its best.

From the cult quiz The Challenge to news, current affairs, advice and stimulating chat with guests from around Australia and the world;

there's a lot to keep you awake into the smaller hours.

Human and family issues, spiritual questions, inspiring stories, talks by best-selling authors, and experts in science, computers, finance and health are all part of the mix, as well as your calls and SMS's.

On Wed 28 Apr 10 Paul Wallbank of PC Rescue and Peter Blasina the Gadget Guy talk technology with Tony Delroy.

The programme runs from 10pm - 2am Mon-Fri AESTA but if you are not a nightowl you will find the podcast of each programme for the week available for download so that you can listen to it at your leisure. Go to the Nightlife site at - <http://www.abc.net.au/nightlife/> - and click on the Podcast tab. At the bottom of the text about the programme are the words 'Downloaded as an MP3'. You may either right click on 'MP3' and from the drop down click on 'Save file as' and the file can be downloaded and kept on file, or left click on the bar below these words and the programme will start to play from the site. You also have the choice of subscribing to the podcasts.

New Technology

Whole house audio as simple as screwing in a light bulb.

The Klipsch Light-Speaker combines a long lasting LED bulb and wireless speaker which screws in to an existing light bulb socket. The units are controlled from a base station which is controlled by a small remote. They require no wiring, receiving their signal over a 2.4GHz radio frequency connection. Volume and lighting are controlled by the small remote.



Read all about it at <http://www.klipsch.com/na-en/products/lightspeaker-system-overview/>

Senior health care solution - according to Maxine



So you're a sick senior citizen and the government says there is no nursing home available for you - what do you do?

Our plan gives anyone 65 years or older a gun and 4 bullets. You are allowed to shoot 2 MP's and 2 Ministers - not necessarily dead!

Of course, this means you will be sent to prison where you will get 3 meals a day, a roof over your head, central heating, and all the health care you need! New teeth - no problem. Need glasses, great. New hip, knees, kidney, lungs, heart? All covered. (And your kids can come and visit you as often as they do now).

And who will be paying for all of this? The same government that just told you that you they cannot afford for you to go into a home.

Plus, because you are a prisoner, you don't have to pay any income taxes anymore.

IS THIS A GREAT COUNTRY OR WHAT?

Find Your Membership Number

Do you read your Bits'N'Bytes each month? Find your membership number hidden somewhere in one of the pages and win five free tickets in the current raffle.

The membership number will be chosen at random and will appear as a four digit number within the text of the magazine and may be on any page.

Do not forget to thoroughly scrutinise every magazine for your membership number hidden within the text of articles each month.

The number is placed in the **8672** middle of a sentence like this!

Start looking now! The lucky membership number is hidden somewhere in this month's edition. Is it yours?

When you find your number contact the club by email at editor@sccc.org.au or phone 54921005 to claim your prize. You are allowed 60 days from the publication date to claim your prize. Otherwise, the prize is forfeited!



Continued from Page 4

Buy more gadgets for members to try,
The purchasing two Apple I pads for members to try has been delayed until more supplies arrive.

Bamboo Sketch pad for members use.
One has been available for loan to club members at Caloundra and Buderim for along time now. There has not be much member interest in borrowing them.

Buy a clock for the Caloundra hall.
The City Council is installing a clock at the Caloundra hall after a club request. This is still in progressing through the council procedures.

Purchase more expensive raffle prizes, and maybe also provide a door prize.
The committee had already reduced the price of raffle tickets, and increased the value of the raffle prizes, before this request was made.

Training submissions summary (For discussion at the May General Meeting.)

- Provide more training services in all areas,

Windows, Linux, and Apple

- Train the trainers, send club members who regularly do tutorials to TAFE to do a trainers course.
- Provide a scholarship or bursary for a local young person
- Bring in professional trainers and pay them to do club tutorials.
- Encourage visitors from other clubs to do tutorials

Finances submissions summary (Until the training items are dealt with this will be left to another club general meeting.)

- Over view of present club finances, and direction in the next couple years.
- Keep some club money for a rainy day.
- Reduce annual membership fees, and door attendance fees.

Corporate Members

Help with Computers
Andrew Hadland Diploma ICT
Phone 5491 8645

- Help with all aspects of Computer Functions
- Tuition - Emails - Scanning - Video Editing
- Burning CD's / DVD's - Backups
- Protection Anti Virus - Spyware - Firewall
- Internet - ADSL Setup

Computer - Repairs - New Systems

Peter Daley

Computer Repairs and Upgrades for Windows and Linux. Data Recovery, Computer and Internet Training and Setup. Home Entertainment and Hi Fi systems setups and advice. Custom built computers, all computer systems are tested before pickup. Award Winning Web Page Designer!

E-mail: (Peter Daley) ...

PH 0754913279

| Free Books | | Links | | E-mail |



Computer Corner Leading Edge Caloundra
Now bigger & brighter with 2 stores!

| | |
|--|---|
| Computer Shop: 3/14 Bowman Road Caloundra Ph: 5492 8523 computerco@westnet.com.au | Electronics Shop: 3/14 Bowman Road Caloundra Ph: 5491 8533 sales@leadingedgecaloundra.com.au |
|--|---|

Helping SCCC With Service, Apple, PC and Electronic needs.



Ask About our special offers for SCCC members.

Welfare Officer

Sunshine Coast Computer Club
Phone 54925443 Email
gregalach54@westnet.com.au

If you are ill or incapacitated or know of a club member who needs some assistance or would like to hear from the Club
contact our Welfare Officer Marie McGregor

Classified Ads

Classified Advertisements in Bits'N'Bytes - Editorial Policy is that B'N'B Classified Advertisement -

1. Are for the use of members only.
2. Items must not be of a business or commercial nature.
3. Items submitted should be limited to a few items - no huge garage sale lists please!
4. Items should preferably be relevant to computers, graphics, video, audio, electrical or electronic hobbies etc. Adverts for other types of household goods will be accepted only if there is sufficient room for them.
5. Ads should preferably be forwarded direct to editor@sccc.org.au or phoned in to 54913279.
6. The Editor reserves the right to reject or edit any material .

FOR HIRE OR LOAN

The Sunshine Coast Computer Club owns data projectors, laptops, external DVD burners, scanners, digital cameras,etc.

This equipment is available for hire or loan to members when it is not required by the club for meetings and presentations.

Contact your club if you need to borrow or hire equipment.

**Email: sccc@sccc.org.au
Telephone: 0754921005**

FOR SALE

PSP 8 Programme CD and Book
Photo Album 4 Programme CD and Book Plus Tutorial CD

\$30
Brigitte

bhartmann@flexinet.com.au

Telephone 07 54928509



GIVE AWAY

The Club is having a tidy-up at Caloundra and we have lots of computer related bits and pieces to give away.

- Monitors**
- CD Drives**
- PCI Cards**
- RAM**

and much more.

Available on Saturday mornings at the meeting at the Caloundra Youth Hall.

LOST AND FOUND

3 legged, castrated, one-eyed, overweight black Labrador with chewed right ear.

Answers to the name of Lucky.



CDs Available from SCCC Inc.

Please Print : Name(First).....(Last).....

Address.....City.....Post Code.....

| Item (Prices include GST) | Number | Cost |
|--|---------------------------|--------------|
| Club CD - Packed with free software, games and books. | @ \$10 each | |
| Bits'N'Bytes Ezine Archives CD - June 1998 to December 2009. Bits'N'Bytes Ezine Archives CD - trade in your old copy. | @ \$10 each @ \$5 each | |
| Multimedia CD - Clip Art, Animations, Midi and Wav files and background colours to add to cards, emails etc. Multimedia CD Upgrade (With old version CD returned) | @\$10 each @ \$5 each | |
| Postage (for one or more CDs) | \$3.00 | |
| Post to : SCCC, Post Office Box 384, Caloundra 4551 | | |
| Enclosed Cheque / Money Order / Cash | | Total |

| Member | Surf Watch - Members Web Sites...Submit Yours |
|-------------------------------------|---|
| Peter Daley | Very Useful Links http://www.ozemail.com.au/~vital1/lstlinks.htm |
| Peter Daley | Fantasyland Creations http://www.ozemail.com.au/~vital1/ |
| Peter Daley | Daley Positive Personal Development http://www.ozemail.com.au/~vital1/freebks.htm |
| Jay Leboutillier | Website Design Centre http://www.websitedesigncentre.com.au/ |
| Technologypals | Corporate member http://www.technologypals.com.au |
| Bill Maxwell | IT Knowledge Base for Seniors http://it.flexinet.com.au/ |
| Richard Philippe (Aka Richi Who) | Be Master of Your Life http://www.personal-development-course.com Richi Who's http://www.psychic-mystic.com |
| Mathew Carter | Free Online Photo Community http://fotoforfree.com.au |

Club Intranet

The Club Intranet is available at all meeting venues. It is packed with up to date free software, tutorials and back issues of Bits'N'Bytes. Access it from any networked computer at the venue.

Type In your browser address bar:

192.168.2.222 (If you are at Buderim) or 192.168.0.222 (If you are at Caloundra or Yandina)

Your Committee

| | | |
|------------------------------------|----------------------------------|--------------------------|
| President | Peter Daley | 5491 3279 (VOIP)09134402 |
| Vice President | Tony Tasker | 5476 7129 |
| Secretary | Marie McGregor | 5492 5443 |
| Treasurer | Heather Atkinson | 5444 0886 (VOIP)09110928 |
| Administration Co-ordinator | Jean Lear | 5492 1151 |
| Committee | Tom Bray | 5479 3149 |
| Committee | Morry Phillips | 5491 1148 |
| Committee | George Lupsa | 5445 3850 |
| Committee | Jim McGregor | 5492 5443 |
| Committee | Ian Smyth | 5491 9139 |
| Committee | Andrew Hadland | 5491 8645 |
| Committee | Don Wallace | 0401093692 |

SCCC Membership Application/Renewal Form

**Applications can be posted to SCCC Inc., P O Box 384, Caloundra, 4551
or presented at a meeting**

- I wish to apply for membership**
- I wish to renew my membership**

| | | | | | | |
|--|--|--|-----------|--|--|---------|
| Name(s): | | | | | | |
| | | | | | | |
| Address: | | | | | | |
| City: | | | Postcode: | | | |
| Phone: | | | | | | |
| Email: | | | | | | |
| I will collect my membership card from Caloundra | | | Buderim | | | Yandina |

| Membership fees include the electronic version of the club magazine. | Amount | \$ |
|--|---------------|-----------|
| Individual | \$35 | |
| Family | \$45 | |
| Corporate (Includes a monthly advertisement in the club magazine) | \$60 | |
| Junior (Under 18 Years of Age) | \$20 | |
| For the additional cost of \$12 you may subscribe to a printed and posted paper version of the club magazine. | | |
| Magazine subscription | \$12 | |
| Total Enclosed | | \$ |

| | |
|--|--------------------|
| Signature: | |
| If after joining you don't receive your magazine within one month, please contact the Club. | |
| SCCC Office Use | |
| Date Paid: | Amount: \$ |
| Receipt Number: | Membership Number: |
| Signed: | Nominated: |